




# “Signe de l’aneguet lleig”

*“.....nevi in a given individual usually resemble each other, like brothers. The ugly duckling nevus is the nevus that does not resemble its "brother nevi”*



Grob JJ, Bonerandi JJ.  
The "ugly duckling" sign.  
*Arch Dermatol.* 1998

# Sign de l'aneguet lleig


















# “Signe de la caputxeta vermella”

*“el melanoma que s’assembla clínicament a altres lesions del pacient”*



J.M.Mascaro, J.M.Mascaro . The dermatologist's position concerning nevi: a vision ranging from "the ugly duckling" to "little red riding hood".Arch Dermatol. 1998

*Tengo un ojo clínico !*







**The first of its kind  
in the world**

**Mobile connected digital  
dermoscopy**

**A new dimension of mole  
examination**

Use the DermLite you already own.  
**The DermLite Connection Kit for iPhone 4.**  
[Available now](#)

